

Redefining the Ankle Experience

“Kinterra just makes things a lot smoother. Getting in and out of a chair, couch, or stool, the fact that you have an ankle allows more **natural, smooth movement**. My balance is better. It allows me to go straight up and down stairs. It’s a whole lot easier, a lot more comfortable. **It’s been life-changing.**”

Jeff T. | Retired RV Sales



“I’ve been a double amputee since 2013, believe me, nothing is like this foot. I’ve had maybe 5 feet, and Kinterra is unbelievable, it **actually feels like you have a leg**. When you’re walking, you’re sitting down, the toes are flat. I wasn’t tired, it felt like I was walking on water. **Feels a lot lighter, very comfortable**. When I stand still, I balance very easy. It’s like a part of you and you’re not scared”

Francisco M. | Retired Car Salesman

“This is just like having two regular feet, **I forget I have a prosthesis on**. I took two steps and could tell a difference. Kinterra went smoothly and quickly step over step on stairs, I usually step up one foot at a time. It was so easy going up and down the hills **I didn’t even notice there was unevenness.**”

Milissa B. | Specifications Coordinator



“I’ve tried many different feet, and the **Kinterra is the best foot I have ever worn**. The other ones now I feel like I’m walking with a brick. Kinterra **feels like my real ankle feels**. I would recommend this foot to anybody, it’s just easier to walk. I could sit in this position for a long period of time, it’s just comfortable. I’ll never wear another foot other than this Kinterra. This is going to be a life-changing thing for me, this foot. **It’s going to change my life.**”

Stephen J. | General Contracting Business

ORDERING INFO

1 Verify User Movement

- Patient weight
- Foot Size (22-30cm)
- Clearance requirement
- Right or Left Sandal Toe

Sizes	Build Height
22-25 cm	4.65” / 118 mm
26-28 cm	4.67” / 119 mm
29-30 cm	4.81” / 122 mm

2 Select Stiffness Category

Selection of foot category based on patient’s weight and impact level

Weight	lb	100-115	116-130	131-150	151-170	171-195	196-220	221-255	256-290	291-330
	kg	44-52	53-59	60-68	69-77	78-88	89-100	101-116	117-132	133-150
Impact Level	Low	1	1	2	3	4	5	6	7	8
	Moderate	1	2	3	4	5	6	7	8	-

3 Complete Foot Module Part Number

RM3-00-A-

Foot Module

Category (1-8) Size (22-30cm) Toe Configuration: SR- Sandal Toe, Right; SL- Sandal Toe, Left

FTC-2K-14-

Foot Shell

Size (22-30cm) Skin Tone: L-Light; M-Medium; D-Dark Toe Configuration: SR- Sandal Toe, Right; SL- Sandal Toe, Left

THE PROTEOR PROMISE

PROTEOR is a leading prosthetic and orthotic device company committed to collaborating with clinicians to spark real-world innovations. We are inspired by the people who use our products. Seeing their everyday achievements motivate us to make more things possible. Our extensive portfolio includes technological breakthroughs that allow the utmost mobility, maneuverability, adaptability, and durability. PROTEOR’s process for developing advancements and community support is based on a collaborative approach with clinicians and the people they care for. When we all work together, it’s amazing how much patients can achieve.

US Headquarters | 1236 West Southern Ave, Suite 101, Tempe, AZ 85282 855.450.7300 www.us.proteor.com

CONNECT WITH US



© 2023 by PROTEOR | All rights reserved. Kinterra is a trademark of PROTEOR.



Kinterra Brochure 8/23

KINTERRA®

REDEFINING THE ANKLE EXPERIENCE



The time-tested hydraulic ankle that continues to raise the bar for quality, stability, range of motion, and comfort.



KINTERRA®

Not just a 3.0

Redefining the Ankle Experience

Experience the highest level of satisfaction with the redesigned Kinterra hydraulic ankle. Thoughtfully designed to meet more daily needs and to exceed all performance expectations. Redefining movement for life.

20%
increase in user weight rating
Industry-leading weight rating supporting users up to **330 lbs** without increasing product weight

42%
expansion of ROM
Energy return and socket comfort without sacrificing stability

THE KINTERRA DIFFERENCE

Consistent performance

Improved valve design for larger range of PF/DF resistance adjustments, smoother hydraulic movement, and temperature compensation for consistent performance

Lasting reliability

Hinge pin diameter increased for improved fatigue resistance

Increased compatibility


Redesigned pyramid and collar shape for a decreased build height and increased reliability

Comfort and stability


Clinically optimal hydraulic ankle ROM for energy return and terrain adaptation during ambulation, and improved socket comfort during sitting, without sacrificing stability

Seamless movement

Redesigned EnduraCore® footplate for energy return and a smooth rollover. A split heel and heel provide mediolateral stability and terrain adaptation



17° hydraulic ankle articulation
15° of plantarflexion and 2° of dorsiflexion allow the foot to reach and maintain footflat across differing terrains and improved socket comfort while sitting



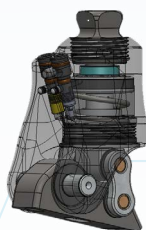
330lb user weight rating
Tested to over 3 million cycles at 330lbs/150kg load



Change shoes without adjustment
Accommodates moderate changes in heel height without adjustment



Submersible in water up to 1m for 30mins



Improved dorsiflexion assist spring
Returns the ankle to 2°DF when unweighted, decreasing risk of toe catching during ambulation